



# SATIS

Advanced Toilet Technology From Japan







# SATIS


The ultimate in technology.  
Comfort and peace of mind.  
Stylish form. Visually stunning.  
Experience the diminutive beauty of  
the SATIS tankless integrated toilet  
and change your life forever.

## Designing Smart. LIXIL

LIXIL has created the total solution for living spaces and has earned the trust of its customers by offering sophisticated design and technology solutions that complement exquisite lifestyles. Sublime quality and superior designs are infused into the bathroom through an array of advanced toilets, bathtubs, vanities, washbasins, and water faucets.





A woman is shown from the chest down, wearing a black, highly reflective, and flowing dress. The dress has a deep V-neckline and long sleeves. The fabric is draped and gathered, creating a sense of movement and texture. The background is a dark, solid color, which makes the shiny fabric stand out. The lighting is dramatic, highlighting the sheen of the material.

The ultimate in technology.  
Comfort and peace of mind.  
Stylish form. Visually stunning.

## DIRECT VORTEX FLUSH

---

Our new Direct Vortex Flush system cleans with water pressure alone. With no reservoir to refill, there is no wait before the unit is again ready for use.



**1** All water flows out from the top of the bowl, cleaning the inner surface of the bowl.



**2** Water then shifts to the siphon jet, flushing away waste. During this time, there is no water flowing from the water port.



**3** Water flow returns to the top of the bowl, and refills the bowl.

# POWERFUL FLUSHING SYSTEMS

A forceful stream of water flows in a spiral, cleaning the bowl thoroughly.

A forceful stream of water flows in a spiral, powerfully and thoroughly purging waste. LIXIL's innovative Direct Vortex Flush system cleans with water pressure alone, which means no waiting for the tank to refill.





Once you experience  
the perfection of an LIXIL integrated toilet,  
you will not be able to live without it.



# FULLY AUTOMATIC SYSTEM

Automated operations handle everything from the moment you enter until the moment you leave.



# AUTOMATIC TOILET

It is fully automated, from the opening and closing of its lid and seat to hygienic cleaning and deodorizing. Convenience and comfort... without lifting a finger.

## AUTOMATIC FUNCTIONS



### Fully automatic flushing action

When the user steps away from the toilet, it flushes automatically.



### Two Stage Deodorizing

When the user sits on the seat, the deodorizing begins.



### Energy Saver

When the toilet is not in use, the power consumption is reduced, thereby saving energy.



### Fully automatic toilet seat system

A sensor detects your presence, and automatically opens (and closes) the lid.

A woman is lying on her back on a massage table, her arms extended to the sides. The scene is dimly lit with a blue hue. A row of ten lit candles is placed along the top edge of the table. To the left of the woman, a vertical row of six small metal bowls contains various colored powders or oils. The overall atmosphere is serene and relaxing.

Gentle to you...Gentle to the environment.  
A healing experience, powered with advanced technology.

# COMFORT FUNCTIONS



## Relaxing Music

Soft music plays automatically for a relaxing and comfortable environment.



## Plasmacluster Technology

Plasmacluster technology cleans the air with antibacterial ions.



## Soft Light

A sensor illuminates the area both inside the bowl and at the user's feet.



## Heated Seat

The low-wattage heated toilet seat is built to the strictest safety standards.

# COMFORT TECHNOLOGY

Experience the SATIS difference... an oasis of comfort and tranquility.



## CLEANSING FUNCTIONS



### Two Separate Nozzles

LIXIL shower toilets are equipped with dedicated front and rear cleansing nozzles.



### Feminine Cleansing

Warm water is infused with air to provide a soothing shower that's gentle enough for a woman's delicate areas.



### Posterior cleansing

The SATIS offers two rear cleansing modes: One for a stronger, more direct spray, and another for a gentle, broad-based spray.



### Massage

The spray alternates between strong and mild, creating a massaging effect for the user.

# HYGIENIC CLEANSING

Front and rear cleansing for refreshing comfort, and a feeling of clean like never before.



## CLEANING FUNCTIONS

---




### Direct Vortex Flush

Adopting a newly developed direct valve, this system can powerfully and thoroughly clean the bowl and purge waste with water pressure alone.



### Skirted Design

Its fully skirted design not only conceals the discharge pipe but, allows for quick and easy exterior cleaning.



### Unique Bowl Design

The SATIS's bowl design cleans the bowl with every flush.



### Hyper Clean

An exceptionally smooth and hard surface created by LIXIL ensures easy cleaning.

## EASY TO CLEAN

A variety of stain-repellant surface technologies make cleaning a snap.





## Products

---

### **SATIS**

IN2016-WT-0



Wall-Mounted Remote Control



Remote Control Stand  
FKF-20M

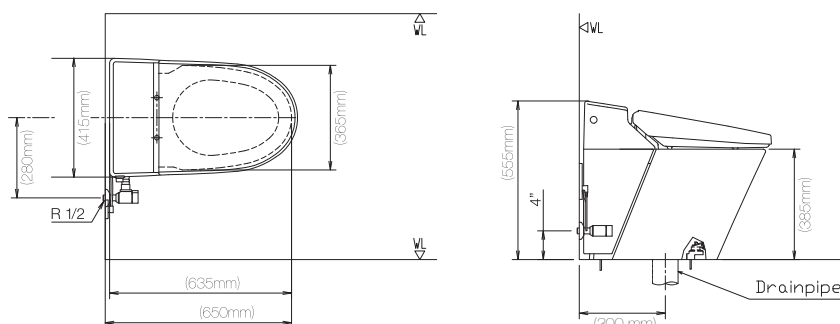
(Option)

# Standard Type Specification

<b>SATIS</b>			
Color	Pure White		
Code	IN2016-WT-0		
Rated power	220V, 50/60Hz		
Rated power consumption	1300 W		
Operating Pressure Range	Minimum-0.1 MPa or more (when water flow is 17 L/min or more): Maximum-0.75 MPa (static water pressure)		
Operating temperature range	0 – 40°C		
Product dimensions	415 mm (W) x 635 mm (D) x555mm (H)		
Product weight	Approx.32kg ( Seat unit: Approx.10kg, Toilet: Approx.22kg)		
Power cord	Effective length: 1.0m (with earth)		
Flushing volume	5 L for full flush, 4 L for partial flush, and 4 L for urination by male		
Cleansing	Water supply method	Direct connection with tap water	
	Warm water supply system	Instant system	
	Spray volume	Power cleansing	0.36 - 0.50 L/min (6 adjustable levels) when the water pressure is 0.2 MPa
		Mild cleansing	0.36 - 0.50 L/min (6 adjustable levels) when the water pressure is 0.2 MPa
	Feminine cleansing spray volume	0.36 - 0.50 L/min (6 adjustable levels) when the water pressure is 0.2 MPa	
	Adjustable water temperature	Water temperature: Approx. 32–40°C (total of 6 adjustable levels)	
	Heater capacity	1200 W	
Safety device	Temperature fuse, thermostat, and flow rate sensor		
Dryer	Air flow	0.2m <sup>3</sup> /min	
	Adjustable air temperature	Room temperature: Approx. 40–55°C (total of 3 adjustable levels)	
	Heater capacity	230 W	
	Safety device	Temperature fuse	
Toilet seat, lid	Surface temperature	Off (room temperature) and with in the range from Low approx. 32°C to High approx. 40°C (total of 6 adjustable levels)	
	Heater capacity	48 W	
	Safety device	Temperature fuse	
Deodoriser	Deodorizing method	Chemical absorption by deodorizer cartridge	
	Deodorizing capacity	Power mode: 0.11m <sup>3</sup> /min Full-power mode: 0.14m <sup>3</sup> /min Turbo mode: 0.17m <sup>3</sup> /min	
Plasmacluster	Air flow	0.3m <sup>3</sup> /min or more	
	Fan type	Sirocco fan	
	Antibacterial ion operation mode	Automatic switch between clean mode and refresh mode	
	Filter	Built into the top cover	
Music play	Output	0.25W + 0.25W (stereo)	
	Speaker	2W	
	Memory	SD memory card	
	Music data compression method	MP3	
Wall-mounted controller	Dimensions	240 mm (W) x 17 mm (D) x 118 mm (H)	
	Power	AAA alkaline batteries: 4	
Option	Remote Control Stand	FKF-20M	

CB Certification

## Installation Drawing





**LIXIL (Thailand) Public Company Limited**

1/6 Moo 1, Phaholyothin Road K.M.32, Klong Neung, Klong Luang, Pathumthani 12120, Thailand  
Tel : +66-2-901-4455 Fax : +66-2-901-4488

**LIXIL Showroom**

Building D, Crystal Design Center (CDC), Praditmanutham Road, Bangkok 10240, Thailand  
Tel. +66-2-102-2222 Fax. +66-2-102-2040

[www.lixil.co.th](http://www.lixil.co.th)